

# Chatham Hills Collegiate

The Club at Chatham Hills  
Westfield, IN  
Chatham Hills Collegiate  
Dates: Oct 14 - Oct 15

Pos.	Team/Player (seed)	Rd 1	Rd 2	Total
<b>1</b>	<b>Marquette</b>	<b>274</b>	<b>284</b>	<b>558</b>
T2	Oliver Farrell (2)	68	69	137
5	Hunter Eichhorn (1)	69	70	139
T6	Matthew Bachmann (5)	68	72	140
T12	Tyler Leach (3)	69	73	142
T16	Matt Murlick (4)	70	73	143
<b>2</b>	<b>Northwestern</b>	<b>280</b>	<b>280</b>	<b>560</b>
1	David Nyfjall (2)	65	68	133
T9	Everton Hawkins (3)	70	71	141
T16	Ryan Lumsden (1)	72	71	143
T25	Eric McIntosh (4)	74	70	144
T29	Lucas Becht (5)	73	72	145
<b>3</b>	<b>Indiana</b>	<b>282</b>	<b>281</b>	<b>563</b>
T6	Ethan Shepherd (3)	74	66	140
T9	Jake Brown (1)	71	70	141
T16	Brock Ochsenreiter (2)	70	73	143
T16	Harry Reynolds (5)	71	72	143
T25	Mitch Davis (4)	70	74	144
<b>4</b>	<b>Purdue</b>	<b>282</b>	<b>287</b>	<b>569</b>
4	Cole Bradley (3)	66	72	138
T16	Timmy Hildebrand (1)	74	69	143
T34	Jarle Volden (2)	75	71	146
T34	Andrew Lewis (5)	71	75	146
52	Joe Weiler (4)	71	79	150
<b>5</b>	<b>Rutgers University</b>	<b>287</b>	<b>287</b>	<b>574</b>
T9	Tony Jiang (2)	74	67	141
T12	Oliver Whatley (3)	72	70	142
T25	Shayler Dance (4)	68	76	144
T49	Christopher Gotterup (1)	75	74	149
T53	Putt Sridama (5)	73	79	152
<b>6</b>	<b>Eastern Michigan</b>	<b>283</b>	<b>292</b>	<b>575</b>
T12	Cougar Collins (4)	68	74	142
T16	Ty Celone (1)	70	73	143
T29	Beau Breault (2)	72	73	145
T29	Zach Sudinsky (3)	73	72	145
66	Tyler Rayman (5)	79	79	158
<b>7</b>	<b>Ball State</b>	<b>292</b>	<b>284</b>	<b>576</b>
T16	Keegan Bronnenberg (1)	72	71	143
T25	Jack Cunningham (3)	75	69	144
T34	Yianni Kostouros (5)	76	70	146
T42	Timothy Wiseman (2)	71	77	148
T42	Joey Ranieri (4)	74	74	148

Pos.	Team/Player (seed)	Rd 1	Rd 2	Total
<b>T8</b>	<b>Miami University(OH)</b>	<b>291</b>	<b>288</b>	<b>579</b>
T12	Charlie Nikitas (1)	70	72	142
T29	Jack Mortell (4)	71	74	145
T34	Brian Ohr (2)	74	72	146
T42	Cam Solomon (3)	77	71	148
T49	Jack Ebner (5)	76	73	149
<b>T8</b>	<b>Northern Illinois</b>	<b>290</b>	<b>289</b>	<b>579</b>
T16	Thomas DeMarco (1)	72	71	143
T29	Salvador Rocha (3)	72	73	145
T34	Michael Mattas (4)	74	72	146
T34	Paul Schlimm (5)	73	73	146
T56	Jordan Less (2)	73	80	153
<b>10</b>	<b>IUPUI</b>	<b>289</b>	<b>295</b>	<b>584</b>
T2	Austin Crowder (1)	68	69	137
T40	Nathan Cunningham (4)	74	73	147
T42	Nick Bienz (2)	71	77	148
T58	Jacob Bartley (5)	78	76	154
65	Matthew Baxter (3)	76	80	156
<b>11</b>	<b>Xavier</b>	<b>297</b>	<b>297</b>	<b>594</b>
T42	Nick Frey (1)	75	73	148
T42	Michael Prebles (2)	73	75	148
T49	Trey Rath (4)	77	72	149
T56	Martin Jaramillo (5)	72	81	153
T63	Garrett Wood (3)	78	77	155

# Individuals

Pos.	Player (Team)	Rd 1	Rd 2	Total
T6	Jason Hong (Purdue)	73	67	140
T16	Evan Gaesser (Indiana )	72	71	143
T40	Tommy Dunsire (Northern Illinois )	77	70	147
T42	Harrison Murphy (Northwestern)	76	72	148
T53	Charlie Maleki (Marquette )	75	77	152
T53	Thomas Lewis (Purdue)	74	78	152
T58	Trevor Ranton (Indiana )	73	81	154
T58	Hunter Roberts (Xavier )	77	77	154
T58	CJ Jones (Ball State )	77	77	154
T58	Jack Katarincic (Miami University(OH))	73	81	154
T63	Evan Yakubov (Indiana )	81	74	155

# Chatham Hills Collegiate

The Club at Chatham Hills  
Westfield, IN

Chatham Hills Collegiate  
Dates: Oct 14 - Oct 15

1	2	Team	Scores			
1	1	Marquette	274	284	558	-18
2	2	Northwestern	280	280	560	-16
T3	3	Indiana	282	281	563	-13
T3	4	Purdue	282	287	569	-7
6	5	Rutgers University	287	287	574	-2
5	6	Eastern Michigan	283	292	575	-1
10	7	Ball State	292	284	576	E
9	T8	Miami University(OH)	291	288	579	+3
8	T8	Northern Illinois	290	289	579	+3
7	10	IUPUI	289	295	584	+8
11	11	Xavier	297	297	594	+18

# Chatham Hills Collegiate

The Club at Chatham Hills  
Westfield, IN  
Chatham Hills Collegiate  
Dates: Oct 14 - Oct 15

Start	Finish	Player	Team	Scores			
1	1	David Nyfjall	Northwestern	65	68	133	-11
T3	T2	Austin Crowder	IUPUI	68	69	137	-7
T3	T2	Oliver Farrell	Marquette	68	69	137	-7
2	4	Cole Bradley	Purdue	66	72	138	-6
T8	5	Hunter Eichhorn	Marquette	69	70	139	-5
T3	T6	Matthew Bachmann	Marquette	68	72	140	-4
T40	T6	Ethan Shepherd	Indiana	74	66	140	-4
T31	T6	Jason Hong *	Purdue	73	67	140	-4
T10	T9	Everton Hawkins	Northwestern	70	71	141	-3
T40	T9	Tony Jiang	Rutgers University	74	67	141	-3
T16	T9	Jake Brown	Indiana	71	70	141	-3
T3	T12	Cougar Collins	Eastern Michigan	68	74	142	-2
T8	T12	Tyler Leach	Marquette	69	73	142	-2
T10	T12	Charlie Nikitas	Miami University(OH)	70	72	142	-2
T23	T12	Oliver Whatley	Rutgers University	72	70	142	-2
T23	T16	Thomas DeMarco	Northern Illinois	72	71	143	-1
T23	T16	Ryan Lumsden	Northwestern	72	71	143	-1
T40	T16	Timmy Hildebrand	Purdue	74	69	143	-1
T10	T16	Matt Murlick	Marquette	70	73	143	-1
T23	T16	Keegan Bronnenberg	Ball State	72	71	143	-1
T10	T16	Ty Celone	Eastern Michigan	70	73	143	-1
T10	T16	Brock Ochsenreiter	Indiana	70	73	143	-1
T23	T16	Evan Gaesser *	Indiana	72	71	143	-1
T16	T16	Harry Reynolds	Indiana	71	72	143	-1
T10	T25	Mitch Davis	Indiana	70	74	144	E
T49	T25	Jack Cunningham	Ball State	75	69	144	E
T3	T25	Shayler Dance	Rutgers University	68	76	144	E
T40	T25	Eric McIntosh	Northwestern	74	70	144	E
T31	T29	Lucas Becht	Northwestern	73	72	145	+1
T31	T29	Zach Sudinsky	Eastern Michigan	73	72	145	+1
T23	T29	Beau Breault	Eastern Michigan	72	73	145	+1
T23	T29	Salvador Rocha	Northern Illinois	72	73	145	+1
T16	T29	Jack Mortell	Miami University(OH)	71	74	145	+1
T40	T34	Michael Mattas	Northern Illinois	74	72	146	+2
T54	T34	Yianni Kostouros	Ball State	76	70	146	+2
T40	T34	Brian Ohr	Miami University(OH)	74	72	146	+2
T31	T34	Paul Schlimm	Northern Illinois	73	73	146	+2
T16	T34	Andrew Lewis	Purdue	71	75	146	+2
T49	T34	Jarle Volden	Purdue	75	71	146	+2
T58	T40	Tommy Dunsire *	Northern Illinois	77	70	147	+3
T40	T40	Nathan Cunningham	IUPUI	74	73	147	+3
T16	T42	Nick Bienz	IUPUI	71	77	148	+4
T58	T42	Cam Solomon	Miami University(OH)	77	71	148	+4
T16	T42	Timothy Wiseman	Ball State	71	77	148	+4
T40	T42	Joey Ranieri	Ball State	74	74	148	+4

# Chatham Hills Collegiate

The Club at Chatham Hills  
Westfield, IN  
Chatham Hills Collegiate  
Dates: Oct 14 - Oct 15

Start	Finish	Player	Team	Scores			
T54	T42	Harrison Murphy *	Northwestern	76	72	148	+4
T31	T42	Michael Prebles	Xavier	73	75	148	+4
T49	T42	Nick Frey	Xavier	75	73	148	+4
T58	T49	Trey Rath	Xavier	77	72	149	+5
T49	T49	Christopher Gotterup	Rutgers University	75	74	149	+5
T54	T49	Jack Ebner	Miami University(OH)	76	73	149	+5
T16	52	Joe Weiler	Purdue	71	79	150	+6
T40	T53	Thomas Lewis *	Purdue	74	78	152	+8
T31	T53	Putt Sridama	Rutgers University	73	79	152	+8
T49	T53	Charlie Maleki *	Marquette	75	77	152	+8
T31	T56	Jordan Less	Northern Illinois	73	80	153	+9
T23	T56	Martin Jaramillo	Xavier	72	81	153	+9
T58	T58	Hunter Roberts *	Xavier	77	77	154	+10
T31	T58	Jack Katarincic *	Miami University(OH)	73	81	154	+10
T63	T58	Jacob Bartley	IUPUI	78	76	154	+10
T58	T58	CJ Jones *	Ball State	77	77	154	+10
T31	T58	Trevor Ranton *	Indiana	73	81	154	+10
66	T63	Evan Yakubov *	Indiana	81	74	155	+11
T63	T63	Garrett Wood	Xavier	78	77	155	+11
T54	65	Matthew Baxter	IUPUI	76	80	156	+12
65	66	Tyler Rayman	Eastern Michigan	79	79	158	+14

# Chatham Hills Collegiate

The Club at Chatham Hills  
Westfield, IN  
Chatham Hills Collegiate  
Dates: Oct 14 - Oct 15

Par 3 Scoring				Par 4 Scoring				Par 5 Scoring			
J. Ranieri	Ball State	2.63	-3	D. Nyfjall	N'western	3.80	-4	H. Reynolds	Indiana	4.13	-7
R. Lumsden	N'western	2.75	-2	O. Farrell	Marquette	3.85	-3	D. Nyfjall	N'western	4.13	-7
J. Hong	Purdue	2.75	-2	A. Crowder	IUPUI	3.90	-2	Y. Kostouros	Ball State	4.13	-7
E. Shepherd	Indiana	2.75	-2	C. Bradley	Purdue	3.95	-1	H. Eichhorn	Marquette	4.25	-6
E. McIntosh	N'western	2.88	-1	T. Hildebrand	Purdue	3.95	-1	S. Dance	Rutgers	4.25	-6
O. Whatley	Xavier	2.88	-1	B. Ohr	Miami (OH)	3.95	-1	R. Lumsden	N'western	4.25	-6
B. Ochsenreiter	Indiana	2.88	-1	J. Weiler	Purdue	4.00	E	E. McIntosh	N'western	4.25	-6
N. Cunningham	IUPUI	2.88	-1	J. Hong	Purdue	4.00	E	E. Gaesser	Indiana	4.38	-5
J. Brown	Indiana	2.88	-1	O. Whatley	Rutgers	4.00	E	C. Bradley	Purdue	4.38	-5
T. Rath	Xavier	2.88	-1	K. Bronnenberg	Ball State	4.00	E	E. Hawkins	N'western	4.38	-5
C. Nikitas	Miami (OH)	2.88	-1	M. Bachmann	Marquette	4.00	E	O. Farrell	Marquette	4.38	-5
J. Weiler	Purdue	2.88	-1	Z. Sudinsky	E Michigan	4.00	E	A. Crowder	IUPUI	4.38	-5
J. Katarincic	Miami (OH)	2.88	-1	C. Collins	E Michigan	4.00	E	T. Jiang	Rutgers	4.38	-5
H. Eichhorn	Marquette	3.00	E	T. Celone	E Michigan	4.05	+1	J. Brown	Indiana	4.50	-4
J. Cunningham	Ball State	3.00	E	H. Eichhorn	Marquette	4.05	+1	B. Ochsenreiter	Indiana	4.50	-4
M. Jaramillo	Xavier	3.00	E	T. Leach	Marquette	4.05	+1	N. Cunningham	IUPUI	4.50	-4
N. Frey	Xavier	3.00	E	M. Murlick	Marquette	4.05	+1	M. Bachmann	Marquette	4.50	-4
M. Davis	Indiana	3.00	E	E. Hawkins	N'western	4.05	+1	E. Shepherd	Indiana	4.50	-4
D. Nyfjall	N'western	3.00	E	C. Solomon	Miami (OH)	4.05	+1	C. Nikitas	Miami (OH)	4.50	-4
L. Becht	N'western	3.00	E	E. Gaesser	Indiana	4.05	+1	J. Mortell	Miami (OH)	4.50	-4
Y. Kostouros	Ball State	3.00	E	T. DeMarco	N Illinois	4.05	+1	T. Celone	E Michigan	4.50	-4
T. Hildebrand	Purdue	3.00	E	J. Volden	Purdue	4.05	+1	T. Leach	Marquette	4.50	-4
Eagles				Birdies				Pars			
E. Hawkins	N'western	2	D. Nyfjall	N'western	13	T. Hildebrand	Purdue	29			
S. Dance	Rutgers	2	A. Crowder	IUPUI	11	K. Bronnenberg	Ball State	29			
H. Reynolds	Indiana	1	T. Jiang	Rutgers	11	O. Whatley	Rutgers	28			
Y. Kostouros	Ball State	1	O. Farrell	Marquette	10	S. Rocha	N Illinois	27			
R. Lumsden	N'western	1	B. Ochsenreiter	Indiana	10	M. Murlick	Marquette	26			
T. DeMarco	N Illinois	1	J. Volden	Purdue	10	M. Mattas	N Illinois	25			
E. Shepherd	Indiana	1	C. Bradley	Purdue	10	C. Solomon	Miami (OH)	25			
J. Cunningham	Ball State	1	E. McIntosh	N'western	10	S. Dance	Rutgers	25			
Z. Sudinsky	E Michigan	1	H. Reynolds	Indiana	9	G. Wood	Xavier	24			
H. Eichhorn	Marquette	1	T. Celone	E Michigan	9	J. Mortell	Miami (OH)	24			
O. Farrell	Marquette	1	C. Collins	E Michigan	9	H. Roberts	Xavier	24			
			H. Murphy	N'western	9	M. Bachmann	Marquette	24			
			M. Bachmann	Marquette	8	T. DeMarco	N Illinois	24			
			B. Breault	E Michigan	8	C. Gotterup	Rutgers	24			
			B. Ohr	Miami (OH)	8	J. Hong	Purdue	24			
			J. Brown	Indiana	8	J. Brown	Indiana	24			
			H. Eichhorn	Marquette	8	C. Maleki	Marquette	23			
			T. Leach	Marquette	8	P. Sridama	Rutgers	23			
			L. Becht	N'western	8	C. Bradley	Purdue	23			
			E. Gaesser	Indiana	8	N. Cunningham	IUPUI	23			
			C. Nikitas	Miami (OH)	8	M. Davis	Indiana	23			
			J. Hong	Purdue	8	A. Lewis	Purdue	23			

# Chatham Hills Collegiate

The Club at Chatham Hills  
Westfield, IN  
Chatham Hills Collegiate  
Dates: Oct 14 - Oct 15

Average score per round			
Round	Course	Average Score	Complete Rounds
1	Chatham Hills Collegiate	72.80	66
2	Chatham Hills Collegiate	73.29	66
Total Average Scores			
Chatham Hills Collegiate		73.05	132

The Club at Chatham Hills: Chatham Hills Collegiate										
Round 2										
hole	par	yards	double eagle	eagle	birdie	par	bogey	double bogey	other	
1	4	405			12	43	9	2		
2	3	155			6	56	4			
3	4	380		1	9	46	9	1		
4	4	386			14	48	3	1		
5	5	592		1	21	33	6	3	2	
6	4	431			13	42	10	1		
7	5	554		1	12	45	3	4	1	
8	3	226			5	41	15	4	1	
9	4	473			4	36	22	4		
10	4	397			15	40	11			
11	3	219			6	50	9	1		
12	4	438			10	38	16	2		
13	5	517		2	43	17	3		1	
14	3	165			10	44	10	2		
15	4	446			2	38	24	1	1	
16	4	463			2	37	23	4		
17	5	520		1	14	41	4	6		
18	4	448			5	38	19	4		

Round 2			
hole	par	yards	average relative to par
16	4	463	+0.44
15	4	446	+0.42
9	4	473	+0.39
18	4	448	+0.33
8	3	226	+0.32
12	4	438	+0.15
11	3	219	+0.08
14	3	165	+0.06
1	4	405	+0.02
3	4	380	+0.00
7	5	554	+0.00
17	5	520	+0.00
6	4	431	-0.02
2	3	155	-0.03
5	5	592	-0.06
10	4	397	-0.06
4	4	386	-0.14
13	5	517	-0.62



# Chatham Hills Collegiate

The Club at Chatham Hills  
Westfield, IN  
Chatham Hills Collegiate  
Dates: Oct 14 - Oct 15

Round 1				Round 2			
hole	par	yards	average relative to par	hole	par	yards	average relative to par
16	4	463	+0.48	16	4	463	+0.44
9	4	473	+0.42	15	4	446	+0.42
18	4	448	+0.41	9	4	473	+0.39
15	4	446	+0.39	18	4	448	+0.33
12	4	438	+0.24	8	3	226	+0.32
8	3	226	+0.20	12	4	438	+0.15
11	3	219	+0.18	11	3	219	+0.08
3	4	380	+0.08	14	3	165	+0.06
1	4	405	+0.06	1	4	405	+0.02
10	4	397	+0.03	3	4	380	+0.00
14	3	165	-0.02	7	5	554	+0.00
2	3	155	-0.06	17	5	520	+0.00
6	4	431	-0.09	6	4	431	-0.02
4	4	386	-0.14	2	3	155	-0.03
5	5	592	-0.14	5	5	592	-0.06
17	5	520	-0.21	10	4	397	-0.06
7	5	554	-0.27	4	4	386	-0.14
13	5	517	-0.77	13	5	517	-0.62












# Chatham Hills Collegiate

The Club at Chatham Hills  
Westfield, IN  
Chatham Hills Collegiate  
Dates: Oct 14 - Oct 15

All rounds									
hole	par	yards	double eagle	eagle	birdie	par	bogey	double bogey	other
1	4	405			23	85	20	4	
2	3	155			13	112	7		
3	4	380		1	20	88	20	2	1
4	4	386			32	89	9	1	1
5	5	592		1	42	69	13	4	3
6	4	431			25	91	14	2	
7	5	554		4	37	71	14	5	1
8	3	226			11	82	34	4	1
9	4	473			10	69	44	7	2
10	4	397			30	78	21	2	1
11	3	219			9	98	24	1	
12	4	438			17	80	29	5	1
13	5	517		5	90	31	5		1
14	3	165			19	93	18	2	
15	4	446			4	77	46	4	1
16	4	463			6	71	43	12	
17	5	520		2	36	76	10	8	
18	4	448			11	72	38	11	

Chatham Hills Collegiate  
Round 3

The Club at Chatham Hills - Chatham Hills Collegiate

Group	Tee Time	Player 1	Player 2	Player 3
<b>RD 3</b>	<b>Time - Hole</b>	 <b>Purdue</b> (4, -7)	 <b>Rutgers University</b> (5, -2)	 <b>Eastern Michigan</b> (6, -1)
1	8:30 - 1	Joe Weiler (52, +6)	Putt Sridama (T53, +8)	Tyler Rayman (66, +14)
2	8:40 - 1	Andrew Lewis (T34, +2)	Christopher Gotterup (T49, +5)	Zach Sudinsky (T29, +1)
3	8:50 - 1	Jarle Volden (T34, +2)	Shayler Dance (T25, E)	Beau Breault (T29, +1)
4	9:00 - 1	Timmy Hildebrand (T16, -1)	Oliver Whatley (T12, -2)	Ty Celone (T16, -1)
5	9:10 - 1	Cole Bradley (4, -6)	Tony Jiang (T9, -3)	Cougar Collins (T12, -2)
	<b>Time - Hole</b>	 <b>Marquette</b> (1, -18)	 <b>Northwestern</b> (2, -16)	 <b>Indiana</b> (3, -13)
6	9:20 - 1	Matt Murlick (T16, -1)	Lucas Becht (T29, +1)	Mitch Davis (T25, E)
7	9:30 - 1	Tyler Leach (T12, -2)	Eric McIntosh (T25, E)	Harry Reynolds (T16, -1)
8	9:40 - 1	Matthew Bachmann (T6, -4)	Ryan Lumsden (T16, -1)	Brock Ochsenreiter (T16, -1)
9	9:50 - 1	Hunter Eichhorn (5, -5)	Everton Hawkins (T9, -3)	Jake Brown (T9, -3)
10	10:00 - 1	Oliver Farrell (T2, -7)	David Nyfjall (1, -11)	Ethan Shepherd (T6, -4)
	<b>Time - Hole</b>	 <b>Ball State</b> (7, E)	 <b>Miami University(OH)</b> (T8, +3)	 <b>Northern Illinois</b> (T8, +3)
11	8:30 - 10	Joey Ranieri (T42, +4)	Jack Ebner (T49, +5)	Jordan Less (T56, +9)
12	8:40 - 10	Timothy Wiseman (T42, +4)	Cam Solomon (T42, +4)	Paul Schlimm (T34, +2)
13	8:50 - 10	Yianni Kostouros (T34, +2)	Brian Ohr (T34, +2)	Michael Mattas (T34, +2)
14	9:00 - 10	Jack Cunningham (T25, E)	Jack Mortell (T29, +1)	Salvador Rocha (T29, +1)
15	9:10 - 10	Keegan Bronnenberg (T16, -1)	Charlie Nikitas (T12, -2)	Thomas DeMarco (T16, -1)
	<b>Time - Hole</b>	 <b>IUPUI</b> (10, +8)	 <b>Xavier</b> (11, +18)	<b>Individuals</b>
16	9:20 - 10	Matthew Baxter (65, +12)	Garrett Wood (T63, +11)	Evan Yakubov (Indiana) (T63, +11)
17	9:30 - 10	Jacob Bartley (T58, +10)	Martin Jaramillo (T56, +9)	CJ Jones (Ball State) (T58, +10)
18	9:40 - 10	Nick Bienz (T42, +4)	Trey Rath (T49, +5)	Jack Katarincic (Miami (OH)) (T58, +10)
19	9:50 - 10	Nathan Cunningham (T40, +3)	Michael Prebles (T42, +4)	Trevor Ranton (Indiana) (T58, +10)
20	10:00 - 10	Austin Crowder (T2, -7)	Nick Frey (T42, +4)	Thomas Lewis (Purdue) (T53, +8)
	<b>Time - Hole</b>	<b>Individuals</b>	<b>Individuals</b>	<b>Individuals</b>
21	10:10 - 10	Harrison Murphy (N'western) (T42, +4)	Charlie Maleki (Marquette) (T53, +8)	Hunter Roberts (Xavier) (T58, +10)
22	10:20 - 10	Jason Hong (Purdue) (T6, -4)	Evan Gaesser (Indiana) (T16, -1)	Tommy Dunsire (N Illinois) (T40, +3)